

Instructions for Online Learning

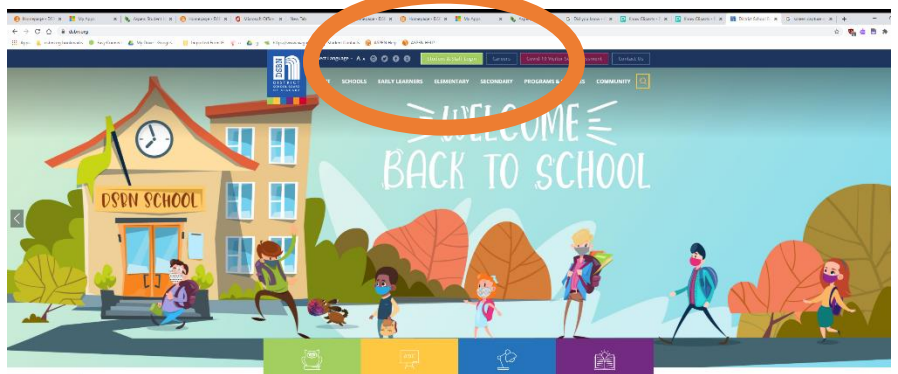
HERE'S HOW:

All Centennial students will use online learning this semester. Teachers have set up online classes in either D2L or Google Classroom.

Logging on to Online Learning

- To Log on to D2L Visit dsbn.org


CLICK HERE



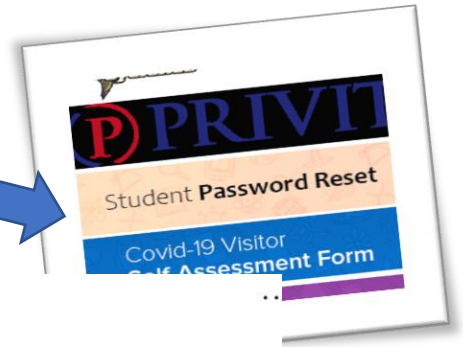
- Enter you Username + Password
 - Username: You DSBN Email. Username@students.dsbn.org
 - Password: Your DSBN Password that you use to log in to school computers.
 - If you need a **PASSWORD RESET**, click on the Student Password Reset button on our website (centennial.dsbn.org)

- **IF YOU ARE STILL HAVING A PROBLEM CALL THE SCHOOL: 905-735-0700**

DSBN Students All apps



Click Here for D2L



Logging on to Online Learning

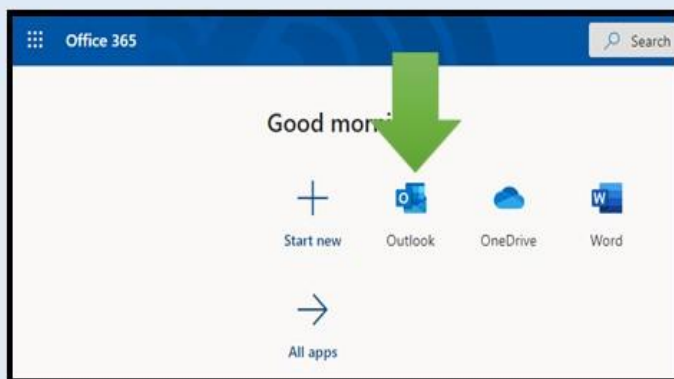
- **To Log on to Google Classroom**
- Check out your Student Outlook email for log on information. Teachers have sent a Welcome message for courses being delivered via Google Classroom.
- How to check your Student Outlook email can be found below.



Google Classroom

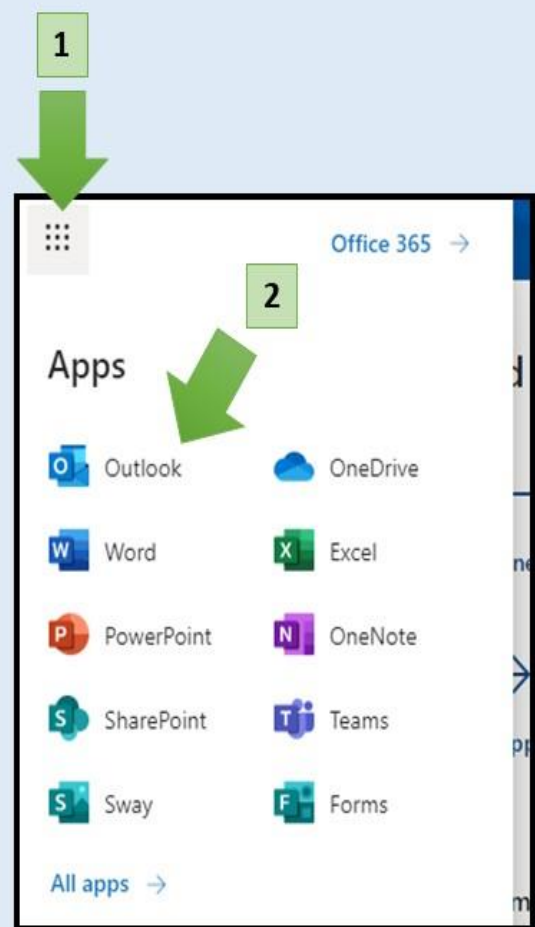
Accessing your Student Outlook Email

Accessing Outlook email



If your teacher is using **Google Classroom**, you may find log-in instructions through your DSNB Outlook email account to your class. Here are instructions for accessing Outlook...

1. Open a browser (ie. Google Chrome) and type **office.dsnb.org**
2. Log-in with your username and password
3. Select **Outlook**
4. Check for an email from your teacher



ONLINE COHORT: FOR OUR FULLY ONLINE LEARNERS

Starting Monday, September 21 - Those students who are fully online **must** sign into their D2L grade homeroom each day for announcements and attendance. These homerooms can be found on your D2L homepage. Your classroom teachers will be updating your attendance at the end of the school day to make sure that you are working on the course material.

During the daily office hours set for each grade, a teacher will be online and available to answer any of your questions through live chat. Just click on the image in your "Online Only" d2L course during the office hours for your grade:

**Online Office Hours
Daily
X:XX am to X:XX am**

(Click on the image below **ONLY**
during office hours)

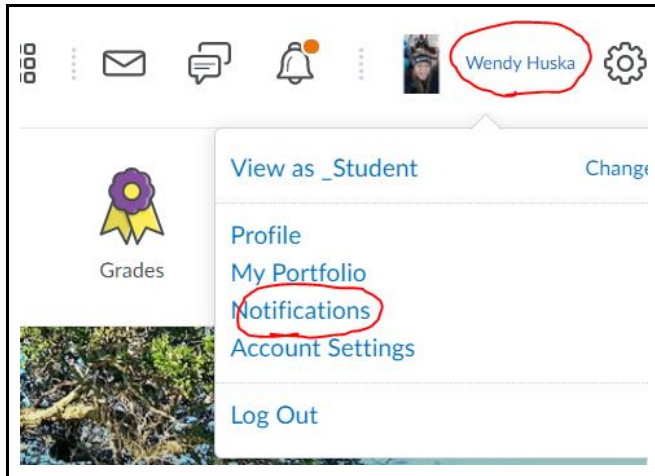


Office Hours for Each Grade

Grade	Office Hours	Teacher
9	10:00 am - 10:15 am	Mr. Burattini
10	9:15 am - 9:30 am	Mme Brennand
11	9:00 am - 9:15 am	Ms. Huska
12	10:00 am - 10:15 am	Mr. Sardella

Sign up for Notifications

Click on your name at the top right:



Register an email or mobile number or both:

Contact Methods

Email Address

[Enable email notifications](#)

Mobile Number

[Register your mobile](#)

Be sure to select the following to receive new announcements:

Instant Notifications		SMS	Email
Activity Feed - new comments from others on a post	<input type="checkbox"/>	<input type="checkbox"/>	
Activity Feed - new posts created by others	<input type="checkbox"/>	<input type="checkbox"/>	
Announcements - announcement updated	<input type="checkbox"/>	<input type="checkbox"/>	
Announcements - new announcement available	<input checked="" type="checkbox"/>	<input checked="" type="checkbox"/>	
Assignments - assignment feedback released	<input type="checkbox"/>	<input type="checkbox"/>	

LOOKING FOR EXTRA HELP?

Direct Connect - Synchronous Support for Students:

- “Direct Connect” in D2L will connect students with teachers in all subject areas from 10:00 am - 2:00 pm for help if they are stuck and their classroom teacher is unavailable to provide them with assistance
- Students simply need to click on the appropriate course icon once they have logged into D2L



did?
YOU!
know

